



**Alabama Department of
Environmental Management**

ADEM Update

American Society of Civil Engineers

Meeting

May 9, 2017



Alabama Department Of Environmental Management

Mission

Assure for all citizens of the State a safe, healthful and productive environment.



Alabama Department of Environmental Management

Today's Topics

- State of Alabama's Environment
- EPA Update
- ADEM Agenda
- ADEM Funding



Alabama Department Of Environmental Management

State of Alabama's Environment

- What does the Alabama public think?
- What does the Federal government think?
- What does the data show?



Alabama Department Of Environmental Management

What does the Alabama public think?



Alabama Department Of Environmental Management

Survey of Public Opinion

- Every 5 years 1998 – 2013 [4 times]
- Correct perceptions:
 - 88% rank environment good vs. 76% in 1998
 - 36% rank water cleaner than 25 yrs ago vs. 19% in 1998
 - 31% rank air cleaner than 25 yrs ago vs. 18% in 1998



Alabama Department Of Environmental Management

Survey of Public Opinion

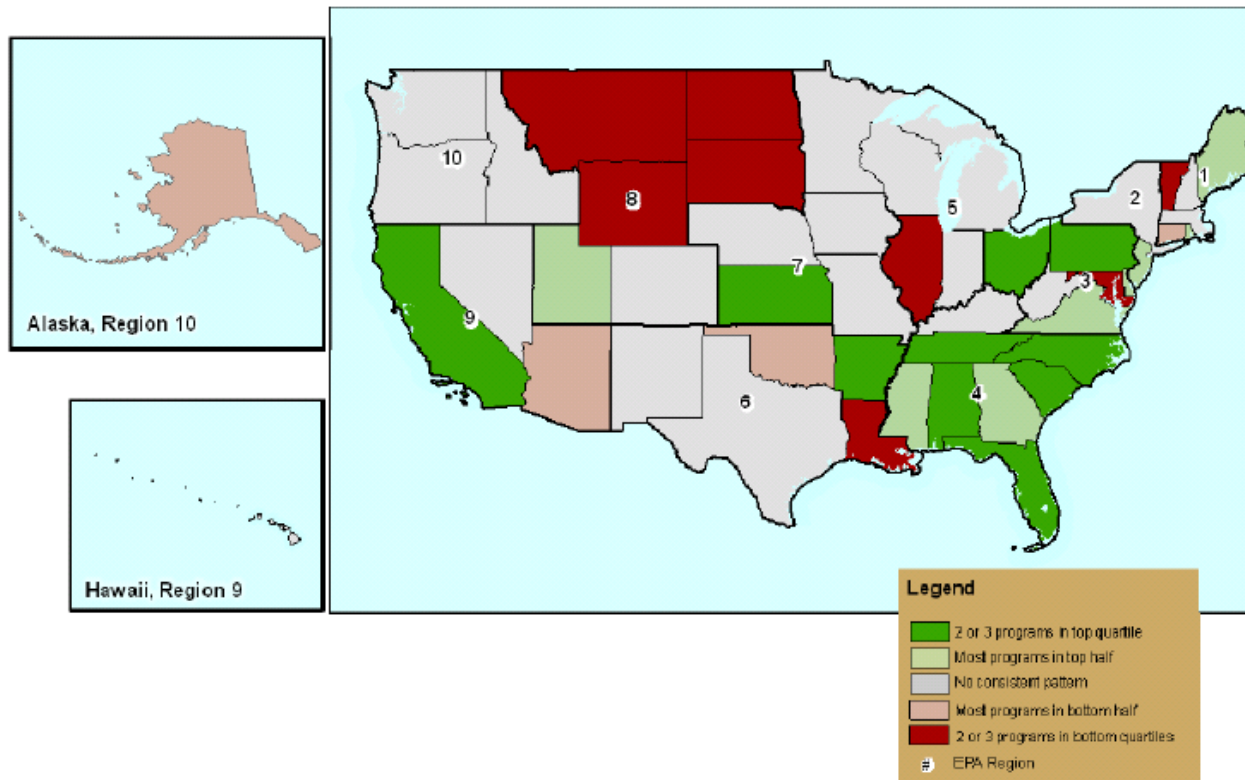
- Incorrect perceptions:
 - 62% do not realize motor vehicles biggest source of air pollution in Alabama and Nation
 - 86% do not realize storm water biggest source of water pollution
 - Only 76% agree standards are protective of human health and the environment



Alabama Department Of Environmental Management

What does the Federal government think?

Figure C-4: Majority top-tier and majority bottom-tier states as measured by rates of inspections, penalties assessed, and HPVs



Source: OIG analysis of OECA data.



Alabama Department Of Environmental Management

What does the data show?



Alabama Department Of Environmental Management

AIR



Alabama Department Of Environmental Management

Air Quality and related standards

- PM_{2.5}
- Ozone
- NO_x
- SO₂
- CO
- Pb
- Haze



Alabama Department Of Environmental Management

Air Quality and related standards

- PM_{2.5} – 1971; 1987; 1997; 2006; 2012
- Ozone – 1971; 1979; 1997; 2008; 2015
- NO_x – 1971; 2010
- SO₂ – 1971; 2010
- CO – 1971
- Pb – 1978; 2008
- Haze – goal of 2018 set in 2008



Alabama Department Of Environmental Management

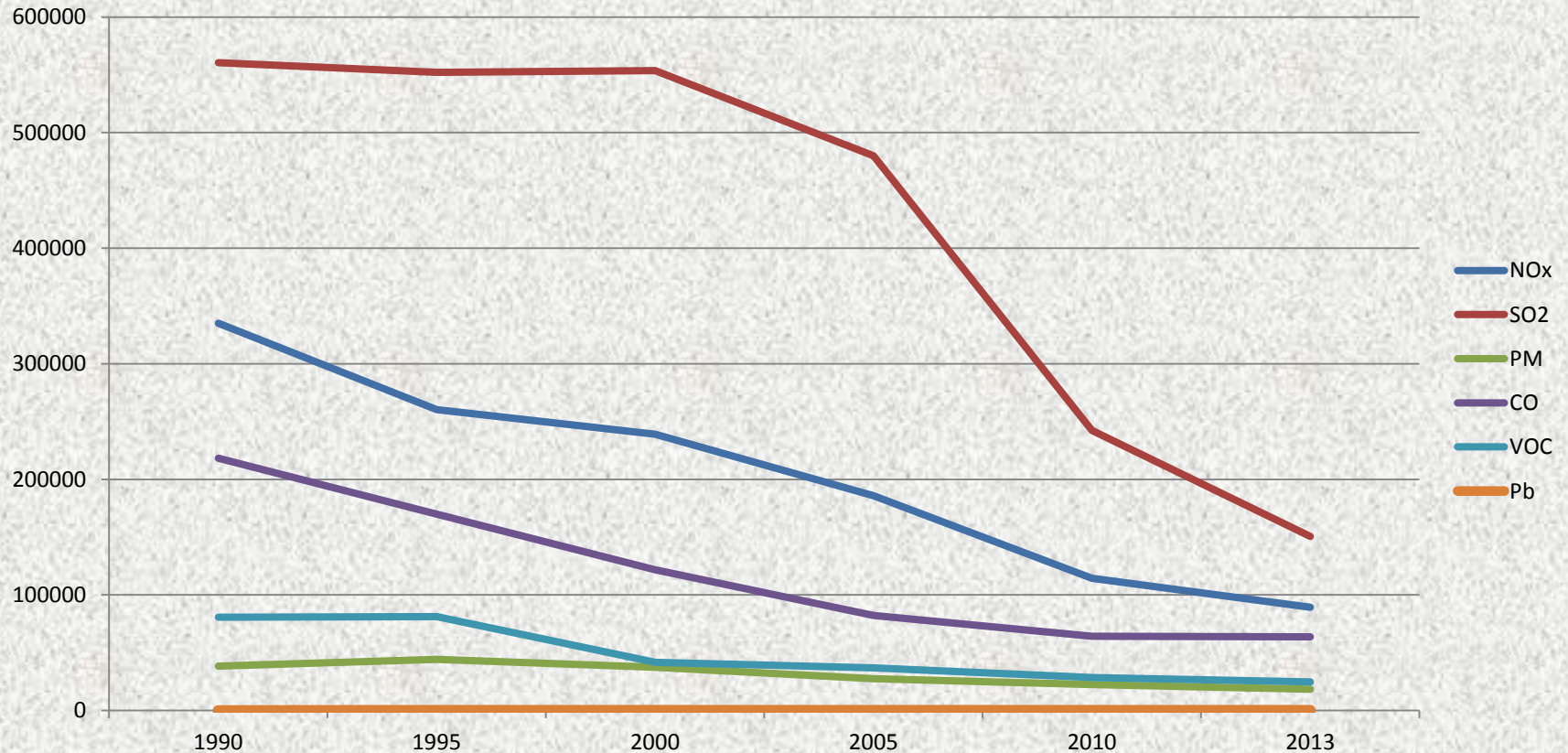
Statewide Attainment of Air Quality and related standards

- PM_{2.5} – 2013
- Ozone – 2014
- NO_x – 1971
- SO₂ – 1977
- CO – 1971
- Pb – 2015
- Haze – 2013



Alabama Department Of Environmental Management

AL Emissions from Major Sources, 1990 - 2013





Alabama Department Of Environmental Management

WATER



Alabama Department Of Environmental Management

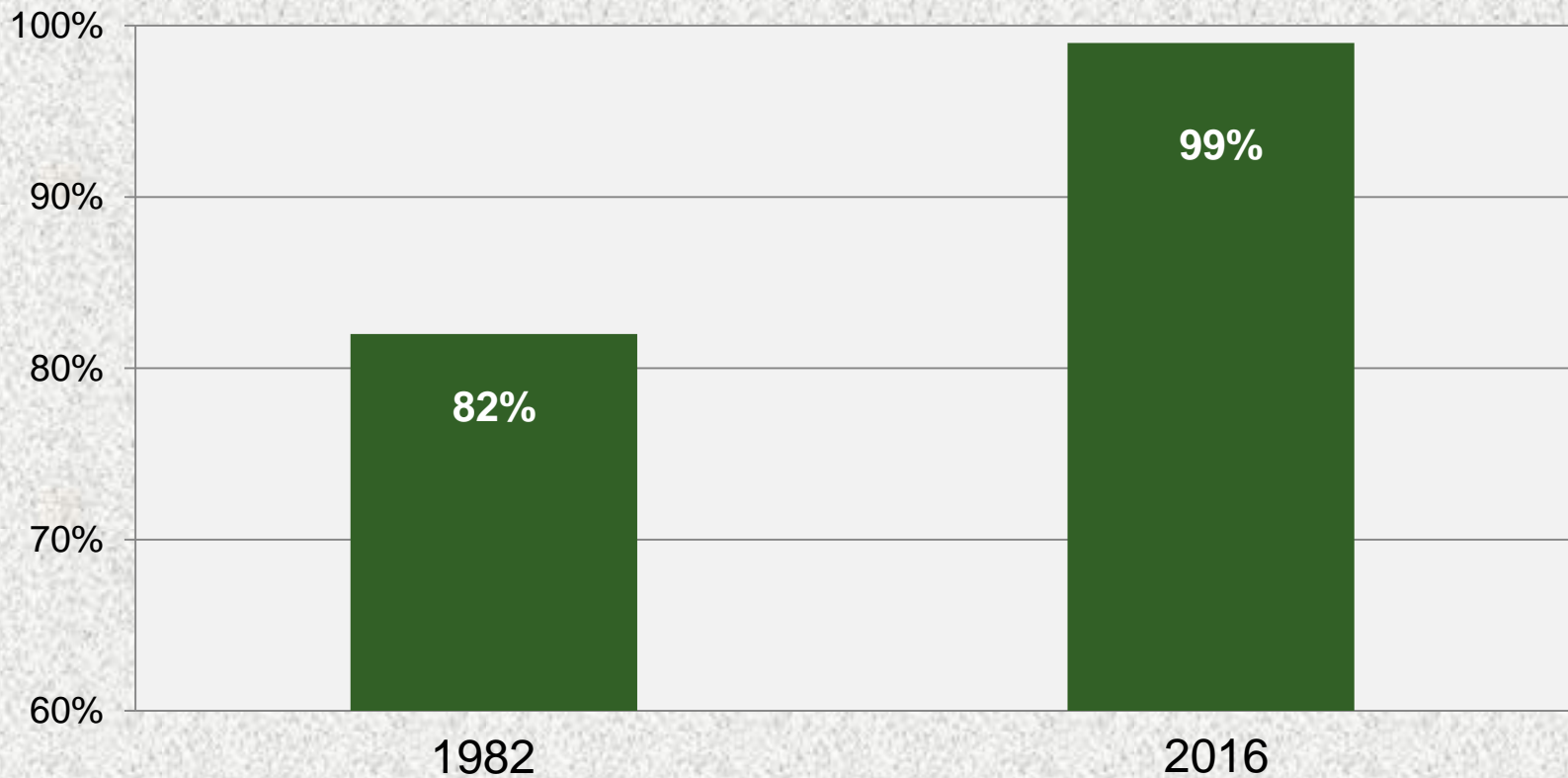
Number of Drinking Water Contaminants Regulated

	<u>1982</u>	<u>2016</u>
• Organic chemicals	7	55
• Inorganic chemicals	10	19
• Radionuclides	3	7
• Microbes	3	8
Total	<u>23</u>	<u>89</u>



Alabama Department Of Environmental Management

Percentage of Public Water Systems in Compliance





Alabama Department Of Environmental Management

303(d) Impaired water body / pollutant combinations

	<u>1998</u>	<u>2016</u>
River/Stream (miles)	4,480	2,432
Lake/Reservoir (1000s ac)	278	219
Ocean/Estuary (1000s ac)	498	460



Alabama Department Of Environmental Management

303(d) Impaired water body / pollutant combinations 1998-2016

	<u>Listed</u>	<u>Removed</u>	<u>TMDL's</u>
River / Stream (miles)	10,779	4,829	3,517
Lake / Reservoir (1000s ac)	535	202	109
Ocean / Estuary (1000s ac)	562	95	7



Alabama Department Of Environmental Management

Water Designations & Classifications

	<u>1982</u>	<u>2016</u>
• <i>Highest Quality Waters:</i>		
— Outstanding National Resource Waters		
➤ miles	0	805
➤ acres	0	1,920
— Outstanding Alabama Waters		
➤ miles	0	350
➤ acres	0	3,806
— Treasured Alabama Lakes (acres)	0	39,738
• <i>Lowest Use Classifications:</i>		
— Lower than Fish & Wildlife (miles)	713	158



Alabama Department Of Environmental Management

LAND



Alabama Department Of Environmental Management

Landfills and Chemical Weapons

- Improved landfills 1993 - 2016:
 - 141 unlined MSW landfills safely closed
 - 31 state-of-the-art lined MSW landfills today
- 650,000 Chemical weapons stored in Alabama destroyed 2003 - 2013



Alabama Department Of Environmental Management

Unauthorized solid waste dumps (UAD)

- 1,640 UADs remediated 2009 – 2016
 - 470 UADs innocent landowners held harmless
 - 54,000 tons of solid waste remediated for innocent landowners
 - 1,170 UADs remediated by responsible parties



Alabama Department Of Environmental Management

Solid waste & Scrap tire recycling

- Solid waste recycling since 1989
 - rate increased from 5% to 16%
 - rate increased from .2 million TPY to 1.35 million TPY
 - 16.1 million tons of waste recycled
- Scrap tire cleanup since 2006
 - 312 illegal scrap tire dumps cleaned up
 - 8.8 million passenger tires cleaned up
 - >.6 million tires from R.O.W. by counties



Alabama Department Of Environmental Management

Underground Storage Tanks (UST)

Since 1989:

- 12,000 UST leak sites identified
- 11,000 UST sites cleaned up
 - 7,000 UST sites with releases to soil
 - 4,000 UST sites with releases to soil and groundwater
- 1,000 UST sites currently being cleaned up



Alabama Department Of Environmental Management

Brownfields (BF)

- 450 BF sites identified 2001 – 2016
- 300 BF sites returned to productive use
 - 4,700 acres returned to productive use
- 119 BF sites currently actively enrolled
 - 3,400 acres currently actively enrolled



Alabama Department of Environmental Management

EPA Update

- Election results changing EPA
- EPA agenda has been:
 - Climate change
 - Social issues agenda
 - Greater Federal control

EPA Update

- Likely changes at EPA:
 - New agenda – unwind previous agenda
 - New Administrator & team
 - More business-like
 - Budget cuts

EPA Update

- Likely changes at EPA:
 - Core mission only
 - WOTUS & CPP rules withdrawn
 - Advisors will be key
 - Unknowns – stay tuned



Alabama Department of Environmental Management

ADEM Agenda

- ADEM agenda remains the same:
 - Permits reflecting legal requirements
 - Compliance vs punishment
 - Rapid response for State competitive advantage
 - Low cost provider of top quality results



Alabama Department of Environmental Management

ADEM Funding

- Three Funding Sources:
 - State General Fund Appropriations
 - State Fee Revenue
 - Federal “Grants”



Alabama Department of Environmental Management

ADEM Funding

<u>FY</u>	<u>General Fund</u> <u>\$ million</u>	<u>Rank in <i>Total</i></u> <u>Funding</u>
2013	3.0	49 th
2014	0.8	50 th
2015	0.8	50 th
2016	(0.9)	
2017	0.3	
2018	0.6 (House version)	



Alabama Department of Environmental Management

ADEM Funding

- Federal funding = 35% of ADEM budget
- President 44.5% proposed **FY 2018** cut
- Congress sets budget